

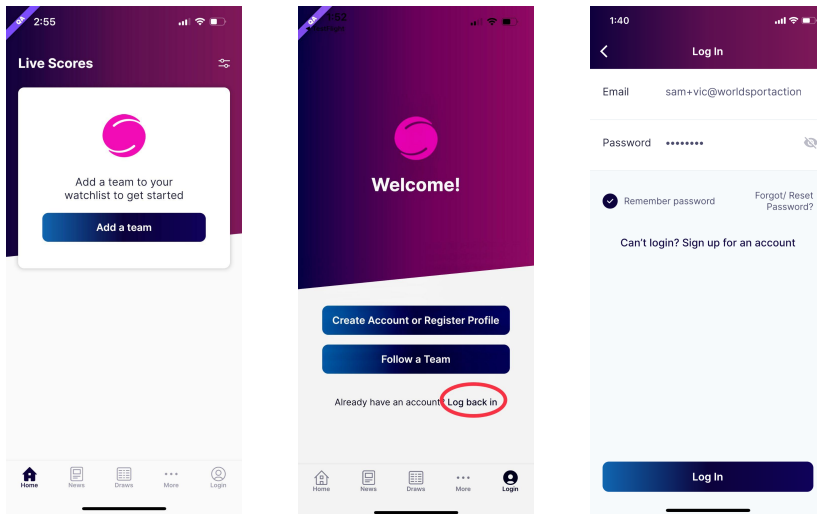
Player Help Guide

Step 1. Download the App

IOS App Store - <https://apps.apple.com/us/app/squadi/id1614546003>

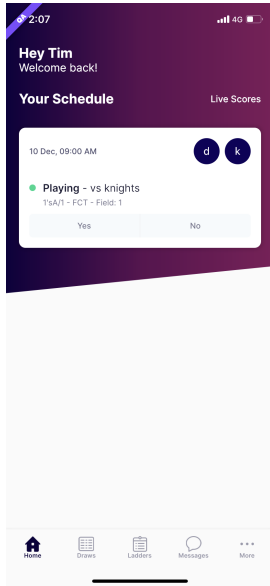
Google Play - <https://play.google.com/store/apps/details?id=com.wsa.squadi>

Step 2. Open the app and Log in with your Credentials received via email. (Click Log, in bottom right)

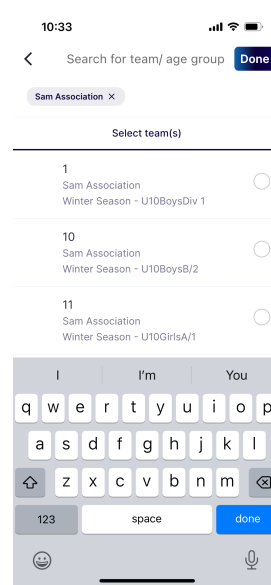
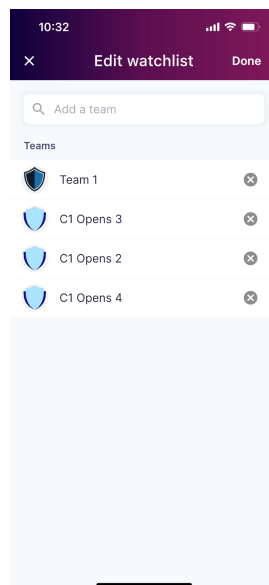
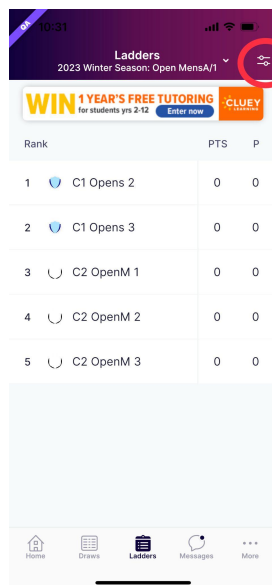



If you have not received your login information try your spam folder or you can reset your password.

Viewing your Schedule - Once logged in the home screen will be populated with “Your Schedule” this will list the matches you are playing in order of date and time. You can inform your Manager/Coach of your attendance by saying Yes or No to your attendance. Once the Match is complete and scores confirmed this card will disappear.



Step 3. Adding and editing teams from your watchlist - Select ‘Ladders or Draws’ then select the edit icon in the top right corner. Here you can remove teams or add additional teams by searching your club.



Step 4. Team Chat - Managers/Coaches can initiate a team chat, you will receive a notification via the message icon in the bottom menu bar when you have unread messages.

